Ministero della Salute

Come lavarsi le mani con acqua e sapone?

Centro nazionale per la prevenzione e il Controllo delle Malattie

LAVA LE MANI CON ACQUA E SAPONE, SOLTANTO SE VISIBILMENTE SPORCHE! ALTRIMENTI, SCEGLI LA SOLUZIONE ALCOLICA!

Durata dell'intera procedura: **40-60 secondi**

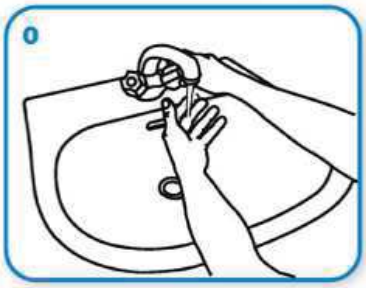

Bagna le mani con l'acqua

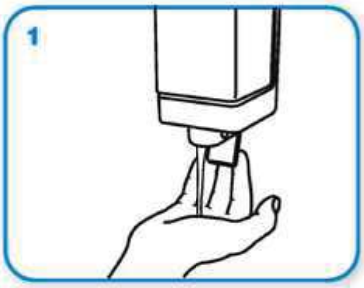

applica una quantità di sapone sufficiente per coprire tutta la superficie delle mani

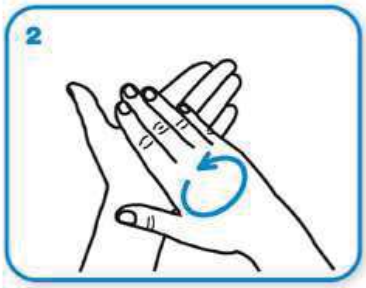

friziona le mani palmo contro palmo

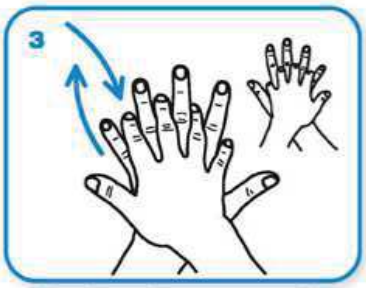

il palmo destro sopra il dorso sinistro intrecciando le dita tra loro e viceversa

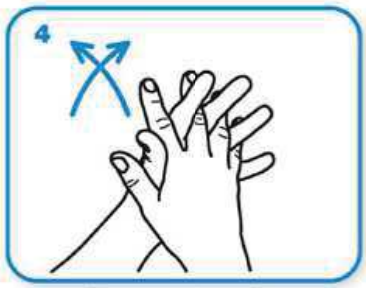

palmo contro palmo intrecciando le dita tra loro

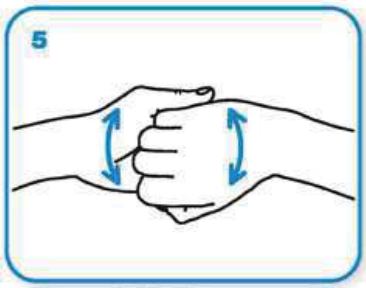

dorso delle dita contro il palmo opposto tenendo le dita strette tra loro

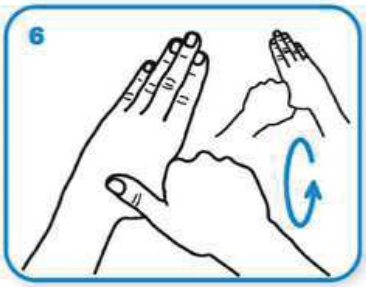

frizione rotazionale del pollice sinistro stretto nel palmo destro e viceversa

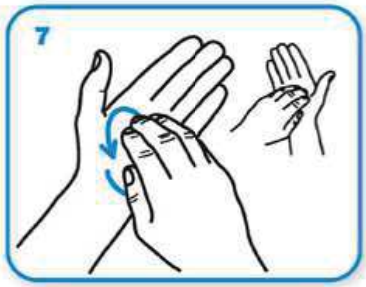

frizione rotazionale, in avanti ed indietro con le dita della mano destra strette tra loro nel palmo sinistro e viceversa

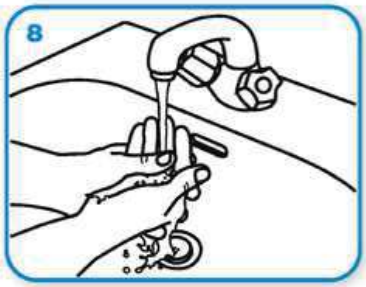

Risciacqua le mani con l'acqua

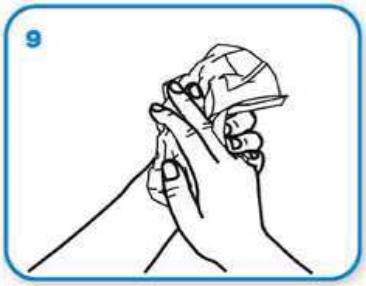

asciuga accuratamente con una salvietta monouso

usa la salvietta per chiudere il rubinetto

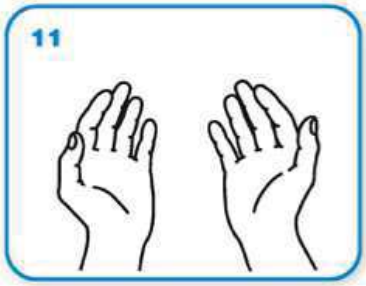

...una volta asciutte, le tue mani sono sicure.

WORLD ALLIANCE for PATIENT SAFETY

WHO acknowledges the Hôpitaux Universitaires de Genève (HUG), in particular the members of the Infection Control Programme, for their active participation in developing this material.

October 2006, version 1.

World Health Organization

All reasonable precautions have been taken by the World Health Organization to verify the information contained in this document. However, the published material is being distributed without warranty of any kind, either expressed or implied. The responsibility for the interpretation and use of the material lies with the reader. In no event shall the World Health Organization be liable for damages arising from its use.